

Home Comfort Group



**BOSCH**

## **Bosch Climate 5000 Ductless Systems**

Energy-efficient, on-demand comfort that is simple to install, and easy to maintain







# A Single Solution to Heat or Cool Your Home

## The Bosch Climate 5000 Series

The Bosch Climate 5000 Ductless Series provides simple installation, maintenance, and cleaning. Shorter service times and high quality mean minimizing money spent while maximizing comfort and peace-of-mind. The Climate 5000 System utilizes a combination of efficient technologies to achieve up to a 28.1 SEER2 rating, reducing electricity usage and lowering your electric bill.<sup>(1)</sup>

### Features

- ▶ 100% heating capacity between -5°F and 5°F, depending on system configuration
- ▶ No additional accessory needed for Low Ambient Cooling operation down to -22°F with MAX Performance System (Maximum 107% Cooling capacity at -22°F)
- ▶ Whisper quiet operation: ODU as low as 53 dB, IDU as low as 23 dB<sup>(2)</sup>
- ▶ Wired wall thermostat, 24V Interface for use with 24V thermostat
- ▶ Intelligent Eye (Wall-Mounted Indoor Unit)<sup>(3)</sup>
- ▶ Factory installed base pan heater for all ODU models
- ▶ Built in condensate (lift) pump for Cassette & Ducted IDU's
- ▶ 10 year compressor & 10 year parts residential warranty<sup>§</sup>
- ▶ Compatible with the Bosch Connected Control (BCC) Wi-Fi Thermostat family\*

#### Regular

**Operating Range**  
 Heating: -13°F - 86°F  
 Cooling: -13°F - 122°F

**Single Zone**  
 9K, 12K<sup>(4)</sup>, 18K, 24K

**Multi Zone**  
 18K, 27K, 36K, 48K

#### MAX Performance

**Operating Range**  
 Heating: -22°F - 86°F  
 Cooling: -22°F - 122°F

**Single Zone**  
 6K, 9K, 12K, 18K, 24K

**Multi Zone**  
 18K, 27K, 36K, 48K

#### Light Commercial

**Operating Range**  
 Heating: 5°F - 86°F  
 Cooling: 5°F - 122°F

**Single Zone**  
 30K, 36K, 48K



(1) Compared to 14.3 SEER2 wall-mounted systems. (2) With Silent mode. (3) Feature is only available on Generation 3 single zone system only (4) Available in 115V. \*Product sold separately & additional accessory required. §10 years parts residential warrant requires registration. Please go to [www.bosch-homecomfort.us](http://www.bosch-homecomfort.us) for full limited warranty details.



# Why Bosch Ductless Systems?

## High Efficiency, Whisper Quiet, and Easy-to-Use Systems

Our ENERGY STAR rated single zone systems provide high-efficiency comfort up to 28.1 SEER2 (the EPA minimum requirement for ductless systems is 14.3 SEER2) and can help lower energy costs by utilizing advanced, energy-saving inverter drive technology. The product is easy to install, easier to use, and delivers consistent temperature and humidity levels throughout the desired space by making automatic adjustments to meet your needs. Best of all, it does all of this at sound levels as low as 23 dBA.



## How Does a Ductless System Work?

The system utilizes electricity to pump refrigerant and transfer heat from one space to another. In cooling mode during warm or summer months, the system efficiently moves heat from inside the space to the outdoors. Conversely, in heating mode during cold or winter months, the units utilize refrigerant, which is naturally colder than outdoor temperatures, to absorb heat from the outside and transfer it to inside the space.

## No Space? No Problem!

The Climate 5000 is designed for easy installation and has the flexibility to fit virtually anywhere. No ductwork required means no messy renovations and makes our systems the ideal solution to a variety of installation challenges. The condenser is conveniently located outdoors, while up to five air handlers can be placed inconspicuously indoors. The electrical, refrigerant, and condensate drain lines that connect the indoor and outdoor units run through a 3" diameter hole in an exterior wall, making it both unobtrusive and easy to install.

## Intelligent Eye

Using an infrared sensor, the Intelligent Eye feature saves energy and provides improved humidity control by lowering the speed of the compressor when nobody is in the room. This feature is included with the third generation wall-mounted indoor unit.



## Indoor Air Quality, Maintenance, and Cleaning


The multi-part filter system refreshes and cleans the circulating air by reducing potential odors, allergens, viruses and bacteria while providing the peace-of-mind that you and your family are breathing easy. Additionally, the system helps to trap dust, pollen, mites and other particles that plague allergy sufferers. Our filters and components create a stellar sifting net in order to provide fresh breathable air. When it comes to cleaning the filters, our indoor air handler is simple to access, quick to clean and easy to maintain. Our system also comes equipped with a Self Cleaning Mode to help remove additional particles internally as well as moisture via our water-wicking blue fin technology, thereby eliminating mildew.

## Take Control of Your Comfort

Since everyone has a different comfort level, the controller can be used to keep the room at a desired temperature and humidity level which may be different from the rest of the house or building. Our intuitive air handler regulates these levels according to the remote users' requests, but can also be programmed for automatic operation. The system also comes equipped with automated settings such as the "Follow Me" feature which allows the system to heat or cool toward a set-temperature based on where the remote is located within the room. The "Turbo" feature is also helpful when you need faster, on-demand comfort by speeding up the heating or cooling process when you need it the most.


## Limited Residential Warranty<sup>s</sup>

With the limited residential warranty, you receive peace of mind knowing that the compressor is covered by a 10 year warranty and other parts for 10 years. This standard offering covers all components incorporated into the units at the time of manufacture. Unless otherwise stated, other components or parts that are purchased from Bosch and installed in the field have a 1 year replacement parts warranty from proof of certificate of occupancy date or proof of certified start-up date.



### Single Zone Systems

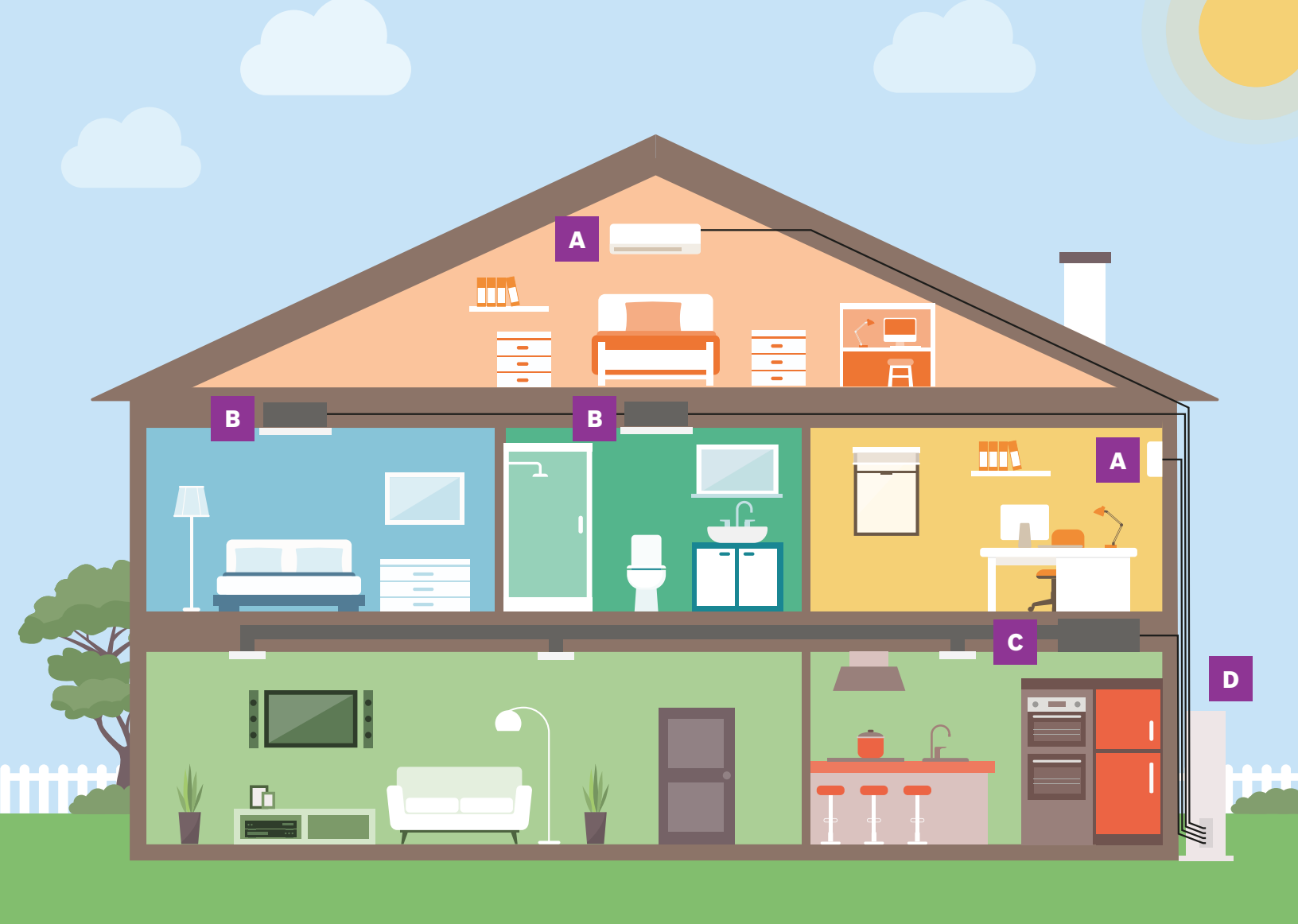
- ▶ An excellent alternative to traditional HVAC systems where the focus is on individual rooms and living spaces rather than a central system's "one-size-fits-all" approach
- ▶ No time consuming, messy and costly ductwork or renovation needed means this compact and flexible system can be easily installed when only one room or space requires cooling or heating
- ▶ An ENERGY STAR, highly-efficient, quiet, single room application keeps energy bills low due to only heating and cooling one room when needed
- ▶ Common applications: individual rooms, studio apartments, additions, enclosed patios, restaurant, office space, mechanical / server rooms, or single rooms without space for ductwork



### Multi Zone Systems

- ▶ Create total comfort throughout the whole house in the rooms you use the most
- ▶ Independent operation of each room with its own thermostat - set a comfortable temperature in each room
- ▶ One outdoor unit can be combined with up to five indoor units with both the Regular system and Max performance system for maximum cost and space savings
- ▶ Simplified system layout and connection offers extended flexibility when locating indoor units
- ▶ Quiet, compact and simple to install multi zone condensing sections are paired with any combination of single zone air handlers
- ▶ Common applications: entire home, multiple rooms within a 1-3 story home that are used the most





# A Highly Efficient Heating & Cooling Split System



**A**

## Wall Mounted IDU\*

Redesigned sleek and modern looking Wall Mounted indoor unit can be easily installed with minimum required maintenance. Self-cleaning function is available with Single Zone systems. Now includes intelligent eye to improve your comfort level.



**B**

## Cassette IDU\*

4-Way Cassette indoor unit can be used with both open concept or drop down ceilings. Minimal maintenance is required and self-cleaning function is available with Single Zone systems for 9K ~ 24K Btu models.



**C**

## Ducted IDU\*

Ducted IDU requires only little duct work and is available for medium static pressure applications. Self-cleaning function is available with Single Zone system for 9K - 24K Btu models.



**D**

## Bosch ODU\*

The robust Bosch Climate 5000 System is available in both single and multi zones which utilizes just the right amount of energy to achieve ultimate comfort and maximum efficiency while keeping sound levels to a minimum.

\*Product sold separately



# MAX Performance

Bosch MAX Performance systems provide comfortable and optimal indoor heating in cold-climate conditions even when outdoor temperatures drop down to -22°F. Best of all, no additional accessories are required for the system to work in low ambient temperature in both heating and cooling operation. Bosch MAX Performance systems will produce 100% heating capacity even at -5°F.<sup>(6)</sup> Available in three indoor types: Wall Mounted, 4-Way Cassette and Ducted.

Enjoy a warm space this winter season with lower energy costs by utilizing advanced, energy-saving inverter drive technology. Bosch MAX Performance systems are easy to install, easier to use, and delivers consistent temperature and humidity levels throughout the desired space by making automatic adjustments to meet your needs.

## Operating Range

Heating: -22°F - 86°F  
Cooling: -22°F - 122°F

## Single Zone

6K, 9K, 12K, 18K, 24K

## Multi Zone

18K, 27K, 36K, 48K

<sup>(6)</sup>Varies depending on model



# Part Numbers and Descriptions

MODEL #	PART #	DESCRIPTION
BMS500-AAS012-0AHWXC	8-733-956-173	Minisplit 12kBTU Single Zone Wall Mounted 115V
BMS500-AAS012-0CSXRC	8-733-956-174	Minisplit 12kBTU Single Zone Condensing Section Regular 115V
BMS500-AAU009-1AHWXC	8-733-956-175	Minisplit 9kBTU Universal Wall Mounted 230V
BMS500-AAU012-1AHWXC	8-733-956-176	Minisplit 12kBTU Universal Wall Mounted 230V
BMS500-AAU018-1AHWXC	8-733-956-177	Minisplit 18kBTU Universal Wall Mounted 230V
BMS500-AAU024-1AHWXC	8-733-956-178	Minisplit 24kBTU Universal Wall Mounted 230V
BMS500-AAU006-1AHWXC	8-733-956-181	Minisplit 6kBTU Universal Wall Mounted 230V
BMS500-AAU030-1AHWXC	8-733-956-182	Minisplit 30kBTU Universal Wall Mounted 230V
BMS500-AAS030-1CSXRC	8-733-956-183	Minisplit 30kBTU Single Zone Condensing Section Regular 230V
BMS500-AAU036-1AHWXC	8-733-956-184	Minisplit 36kBTU Universal Wall Mounted 230V
BMS500-AAS036-1CSXRC	8-733-956-185	Minisplit 36kBTU Single Zone Condensing Section Regular 230V
BMS500-AAU009-1AHDXB	8-733-953-102	Minisplit 9kBTU Universal Ducted 230V
BMS500-AAU012-1AHDXB	8-733-953-103	Minisplit 12kBTU Universal Ducted 230V
BMS500-AAU018-1AHDXB	8-733-953-104	Minisplit 18kBTU Universal Ducted 230V
BMS500-AAU024-1AHDXB	8-733-953-105	Minisplit 24kBTU Universal Ducted 230V
BMS500-AAU036-1AHDXB	8-733-953-106	Minisplit 36kBTU Universal Ducted 230V
BMS500-AAU048-1AHDXB	8-733-953-107	Minisplit 48kBTU Universal Ducted 230V
BMS500-AAU009-1AHCXB	8-733-953-109	Minisplit 9kBTU Universal Cassette 230V
BMS500-AAU012-1AHCXB	8-733-953-110	Minisplit 12kBTU Universal Cassette 230V
BMS500-AAU018-1AHCXB	8-733-953-111	Minisplit 18kBTU Universal Cassette 230V
BMS500-AAU024-1AHCXC	8-733-956-186	Minisplit 24kBTU Universal Cassette 230V
BMS500-AAU036-1AHCXC	8-733-956-187	Minisplit 36kBTU Universal Cassette 230V
BMS500-AAU048-1AHCXC	8-733-956-188	Minisplit 48kBTU Universal Cassette 230V
BMS500-AAS009-1CSXRC	8-733-956-189	Minisplit 9kBTU Single Zone Condensing Section Regular 230V
BMS500-AAS012-1CSXRC	8-733-956-190	Minisplit 12kBTU Single Zone Condensing Section Regular 230V
BMS500-AAS018-1CSXRC	8-733-956-191	Minisplit 18kBTU Single Zone Condensing Section Regular 230V
BMS500-AAS024-1CSXRC	8-733-956-192	Minisplit 24kBTU Single Zone Condensing Section Regular 230V
BMS500-AAS009-1CSXHC	8-733-956-193	Minisplit 9kBTU Single Zone Condensing Section Max Performance 230V
BMS500-AAS012-1CSXHC	8-733-956-194	Minisplit 12kBTU Single Zone Condensing Section Max Performance 230V
BMS500-AAS018-1CSXHC	8-733-956-195	Minisplit 18kBTU Single Zone Condensing Section Max Performance 230V
BMS500-AAS024-1CSXHC	8-733-956-196	Minisplit 24kBTU Single Zone Condensing Section Max Performance 230V
BMS500-AAS036-1CSXLC	8-733-956-197	Minisplit 36kBTU Single Zone Condensing Section Light Commercial 230V
BMS500-AAS048-1CSXLC	8-733-956-198	Minisplit 48kBTU Single Zone Condensing Section Light Commercial 230V
BMS500-AAM018-1CSXRC	8-733-956-199	Minisplit 18kBTU Multi Zone Condensing Section Regular 230V
BMS500-AAM027-1CSXRC	8-733-956-200	Minisplit 27kBTU Multi Zone Condensing Section Regular 230V
BMS500-AAM036-1CSXRC	8-733-956-201	Minisplit 36kBTU Multi Zone Condensing Section Regular 230V
BMS500-AAM048-1CSXRC	8-733-956-226	Minisplit 48kBTU Multi Zone Condensing Section Regular 230V
BMS500-AAM018-1CSXHC	8-733-956-202	Minisplit 18kBTU Multi Zone Condensing Section Max Performance 230V
BMS500-AAM027-1CSXHC	8-733-956-203	Minisplit 27kBTU Multi Zone Condensing Section Max Performance 230V
BMS500-AAM036-1CSXHC	8-733-956-227	Minisplit 36kBTU Multi Zone Condensing Section Max Performance 230V
BMS500-AAM048-1CSXHC	8-733-956-204	Minisplit 48kBTU Multi Zone Condensing Section Max Performance 230V



# Systems & Part Numbers Single Zone
































AHRI PERFORMANCE DATA - SINGLE ZONE												
CATEGORY	AHRI #	IDU TYPE	IDU MODEL	ODU MODEL	COOLING CAPACITY			HEATING AT 47°F			Energy Star	Energy Star Cold Climate
					BTU/H	EER <sup>26</sup>	SEER <sup>27</sup>	BTU/H	COP	HSPF <sup>28</sup>		
<b>SINGLE ZONE REGULAR (115V)</b>	207759988	Wall Mount	BMS500-AAS012-0AHWXC	BMS500-AAS012-0CSXRC	12000	13	23.5	12000	3.52	10.0	Yes	No
<b>SINGLE ZONE REGULAR</b>	207759989	Wall Mount	BMS500-AAU009-1AHWXC	BMS500-AAS009-1CSXRC	9000	15.0	25.5	10000	3.95	12.3	Yes	Yes
	207759990	Wall Mount	BMS500-AAU012-1AHWXC	BMS500-AAS012-1CSXRC	12000	13.7	24.6	12000	3.72	10.7	Yes	No
	207759991	Wall Mount	BMS500-AAU018-1AHWXC	BMS500-AAS018-1CSXRC	18000	12.5	23.5	19000	3.37	10.8	Yes	No
	207759992	Wall Mount	BMS500-AAU024-1AHWXC	BMS500-AAS024-1CSXRC	24000	14.0	22.0	25000	3.75	10.0	Yes	No
	207759998	Wall Mount	BMS500-AAU030-1AHWXC	BMS500-AAS030-1CSXRC	30000	11.5	20.1	30000	2.90	9.0	No	No
	207759999	Wall Mount	BMS500-AAU036-1AHWXC	BMS500-AAS036-1CSXRC	36000	8.5	20.0	36000	2.51	8.0	No	No
	207760012	Cassette	BMS500-AAU009-1AHCXB	BMS500-AAS009-1CSXRC	9000	13	20.0	10000	3.08	10.0	Yes	Yes
	207760045	Cassette	BMS500-AAU012-1AHCXB	BMS500-AAS012-1CSXRC	12000	14	22.7	12000	3.37	10.0	Yes	No
	207760015	Cassette	BMS500-AAU018-1AHCXB	BMS500-AAS018-1CSXRC	16000	12.5	20.5	19000	2.78	10.5	Yes	No
	207760017	Cassette	BMS500-AAU024-1AHCXC	BMS500-AAS024-1CSXRC	24000	12.5	21.5	25000	3.45	9.7	Yes	Yes
	207760019	Cassette	BMS500-AAU036-1AHCXC	BMS500-AAS036-1CSXLC	36000	9.4	19.2	38000	3.18	8.8	No	No
	207760020	Cassette	BMS500-AAU048-1AHCXC	BMS500-AAS048-1CSXLC	48000	9.5	18.5	50000	3.10	9.8	No	No
	207760000	Ducted	BMS500-AAU009-1AHDXB	BMS500-AAS009-1CSXRC	9000	12.5	19.2	10000	3.62	10.2	Yes	Yes
	207760002	Ducted	BMS500-AAU012-1AHDXB	BMS500-AAS012-1CSXRC	11500	11.7	19.0	12000	3.52	10.3	Yes	Yes
	207760004	Ducted	BMS500-AAU018-1AHDXB	BMS500-AAS018-1CSXRC	17000	12.5	20.0	20000	3.12	10.6	Yes	No
	207760006	Ducted	BMS500-AAU024-1AHDXB	BMS500-AAS024-1CSXRC	23000	12.5	19.0	25000	3.61	11.2	Yes	Yes
	207760009	Ducted	BMS500-AAU036-1AHDXB	BMS500-AAS036-1CSXLC	36000	8.8	15.8	40000	3.30	8.8	No	No
	207760010	Ducted	BMS500-AAU048-1AHDXB	BMS500-AAS048-1CSXLC	48000	8.5	15.1	50000	3.19	9.3	No	No
<b>SINGLE ZONE MAX PERFORMANCE</b>	207759993	Wall Mount	BMS500-AAU006-1AHWXC	BMS500-AAS009-1CSXRC	6000	15.8	26.5	7000	3.92	13.6	Yes	Yes
	207759994	Wall Mount	BMS500-AAU009-1AHWXC	BMS500-AAS009-1CSXHC	9000	16.2	28.1	12000	3.81	11.5	Yes	Yes
	207759995	Wall Mount	BMS500-AAU012-1AHWXC	BMS500-AAS012-1CSXHC	12000	14	25.5	12000	3.88	10.4	Yes	Yes
	207759996	Wall Mount	BMS500-AAU018-1AHWXC	BMS500-AAS018-1CSXHC	18000	12.5	21.5	18000	3.10	11.3	Yes	Yes
	207759997	Wall Mount	BMS500-AAU024-1AHWXC	BMS500-AAS024-1CSXHC	24000	13	21.5	29000	3.40	11.4	Yes	Yes
	207760013	Cassette	BMS500-AAU009-1AHCXB	BMS500-AAS009-1CSXHC	9000	13	20.5	9800	3.09	10.3	Yes	Yes
	207760014	Cassette	BMS500-AAU012-1AHCXB	BMS500-AAS012-1CSXHC	12000	12.7	22.3	12000	3.26	10.2	Yes	Yes
	207760016	Cassette	BMS500-AAU018-1AHCXB	BMS500-AAS018-1CSXHC	16000	12.5	20.0	17000	2.95	9.5	Yes	Yes
	207760018	Cassette	BMS500-AAU024-1AHCXC	BMS500-AAS024-1CSXHC	24000	11	20.5	25000	3.50	11.5	No	Yes
	207760001	Ducted	BMS500-AAU009-1AHDXB	BMS500-AAS009-1CSXHC	9000	13.2	20.2	10000	3.37	12.0	Yes	Yes
	207760003	Ducted	BMS500-AAU012-1AHDXB	BMS500-AAS012-1CSXHC	12000	11.7	19.5	12500	3.56	10.0	Yes	Yes
	207760005	Ducted	BMS500-AAU018-1AHDXB	BMS500-AAS018-1CSXHC	17000	11.7	18.0	19000	2.93	9.5	Yes	Yes
207760008	Ducted	BMS500-AAU024-1AHDXB	BMS500-AAS024-1CSXHC	24000	12.0	19.2	25000	3.30	10.5	Yes	Yes	

(6) Energy Efficiency Ratio 2; Certified per AHRI 210/240. (7) Seasonal Energy Efficiency Ratio 2; Certified (8) HSPF2 = Heating Seasonal Performance Factor; Certified per AHRI 210/240. Note: Always check the rating plate for electrical data on the unit being installed. The listed data is for reference only. Please consult [www.bosch-homecomfort.us](http://www.bosch-homecomfort.us) for further details. per AHRI 210/240.



# Order Information Single Zone

SINGLE ZONE 115 VOLT SYSTEM		
CATEGORY	BTU/H	12K
ODU TYPE (PART NUMBER)	115V	
		8-733-956-174
IDU TYPE (PART NUMBER)	Wall Mounted	
		8-733-956-173





















SINGLE ZONE SYSTEMS										
CATEGORY	BTU/H		6K	9K	12K	18K	24K	30K	36K	48K
ODU TYPE (PART NUMBER)	Regular	Universal								
			8-733-956-189	8-733-956-190	8-733-956-191	8-733-956-192				
	MAX Performance	Universal								
			8-733-956-193	8-733-956-194	8-733-956-195	8-733-956-196				
	Light Commercial	Wall Mount Only								
		8-733-956-183	8-733-956-185							
	Cassette / Ducted Only									
								8-733-956-197	8-733-956-198	
IDU TYPE (PART NUMBER)	Wall Mounted									
		8-733-956-181	8-733-956-175	8-733-956-176	8-733-956-177	8-733-956-178	8-733-956-182	8-733-956-184		
	Four - Way Cassette* (2 X 2)									
		8-733-953-109	8-733-953-110	8-733-953-111						
	Four - Way Cassette* (3 X 3)									
		8-733-956-186							8-733-956-187	8-733-956-188
Medium Static Ducted										
	8-733-953-102	8-733-953-103	8-733-953-104	8-733-953-105				8-733-953-106	8-733-953-107	

\*Cassette decorative grille should be purchased separately

# Systems & Part Numbers Multi Zone

AHRI PERFORMANCE DATA - MULTI ZONE											
CATEGORY	AHRI #	IDU TYPE	ODU MODEL	COOLING CAPACITY			HEATING AT 47°F			Energy Star	Energy Star Cold Climate
				BTU/H	EER2 <sup>6</sup>	SEER2 <sup>7</sup>	BTU/H	COP	HSPF2 <sup>8</sup>		
MULTI ZONE REGULAR	207760021	Non-Ducted	BMS500-AAM018-1CSXRC	18000	13.9	22.9	19000	3.74	10.5	Yes	No
	207760024	Non-Ducted	BMS500-AAM027-1CSXRC	28000	12.7	24.6	28000	3.73	9.5	Yes	No
	207760027	Non-Ducted	BMS500-AAM036-1CSXRC	36000	11.7	23.9	37000	3.50	9.5	Yes	No
	207760030	Non-Ducted	BMS500-AAM048-1CSXRC	48000	12.5	23.4	48000	3.57	8.7	Yes	No
	207760022	Ducted	BMS500-AAM018-1CSXRC	18000	12.0	19.0	19000	3.62	9.8	Yes	Yes
	207760025	Ducted	BMS500-AAM027-1CSXRC	28000	11.7	21.0	28000	3.66	9.2	Yes	No
	207760028	Ducted	BMS500-AAM036-1CSXRC	36000	11.0	20.0	37000	3.66	9.2	No	No
	207760031	Ducted	BMS500-AAM048-1CSXRC	48000	10.8	20.5	50000	3.73	9.7	No	No
MULTI ZONE MAX PERFORMANCE	207760033	Non-Ducted	BMS500-AAM018-1CSXHC	19000	12.5	22.0	20000	3.40	9.8	Yes	Yes
	207760036	Non-Ducted	BMS500-AAM027-1CSXHC	28000	12.5	23.0	28000	3.66	10.6	Yes	Yes
	207760039	Non-Ducted	BMS500-AAM036-1CSXHC	36000	13.6	22.2	37000	3.90	10.3	Yes	Yes
	207760042	Non-Ducted	BMS500-AAM048-1CSXHC	48000	11.7	21.8	49000	3.80	9.8	Yes	Yes
	207760034	Ducted	BMS500-AAM018-1CSXHC	19000	12.0	19.0	20000	3.66	9.3	Yes	Yes
	207760037	Ducted	BMS500-AAM027-1CSXHC	28000	11.7	20.0	28000	3.52	9.5	Yes	Yes
	207760040	Ducted	BMS500-AAM036-1CSXHC	36000	11.7	19.0	37000	3.88	10.0	Yes	No
	207760043	Ducted	BMS500-AAM048-1CSXHC	47000	11.7	20.9	49000	3.68	8.9	Yes	Yes

## Order Information Multi Zone

MULTI ZONE SYSTEMS									
CAPACITY	BTU/H (MAX ZONE)	18K (2 ZONE)		27K (3 ZONE)		36K (4 ZONE)		48K (5 ZONE)	
ODU TYPE (PART NUMBER)	Regular								
		8-733-956-199		8-733-956-200		8-733-956-201		8-733-956-226	
MAX Performance									
		8-733-956-202		8-733-956-203		8-733-956-227		8-733-956-204	
IDU CAPACITY	Btu/h	6K	9K	12K	18K	24K	30K	36K	
IDU TYPE (PART NUMBER)	Wall Mounted								
		8-733-956-181		8-733-956-175		8-733-956-176		8-733-956-177	
	Four - Way Cassette* (2 X 2)								
		8733953109		8-733-953-110		8-733-953-111			
Four - Way Cassette* (3 X 3)									
						8-733-956-186			
Medium Static Ducted									
	8-733-953-102		8-733-953-103		8-733-953-104		8-733-953-105		

Blue Rows = ENERGY STAR Certified. (6) Energy Efficiency Ratio 2; Certified per AHRI 210/240. (7) Seasonal Energy Efficiency Ratio 2; Certified (8) HSPF2 = Heating Seasonal Performance Factor; Certified per AHRI 210/240. Note: Always check the rating plate for electrical data on the unit being installed. The listed data is for reference only. Please consult [www.bosch-homecomfort.us](http://www.bosch-homecomfort.us) for further details. per AHRI 210/240. \*Cassette decorative grille should be purchased separately.



# Multi Zone Configuration Table

Regular & **MAX** Performance

	2 ZONE	3 ZONE	4 ZONE		2 ZONE	3 ZONE	4 ZONE	5 ZONE
18K	6+6			48K	6+30	6+6+24	6+6+6+18	6+6+6+6+9
	6+9				6+36	6+6+30	6+6+6+24	6+6+6+6+12
	6+12				9+24	6+6+36	6+6+6+30	6+6+6+6+18
	9+9				9+30	6+9+24	6+6+6+36	6+6+6+6+24
	9+12				9+36	6+9+30	6+6+9+18	6+6+6+6+30
	12+12				12+24	6+9+36	6+6+9+24	6+6+6+6+36
27K	6+12	6+6+6			12+30	6+12+18	6+6+9+30	6+6+6+9+9
	6+18	6+6+9			12+36	6+12+24	6+6+9+36	6+6+6+9+12
	9+9	6+6+12			18+18	6+12+30	6+6+12+12	6+6+6+9+18
	9+12	6+6+18			18+24	6+12+36	6+6+12+18	6+6+6+9+24
	9+18	6+9+9			18+30	6+18+18	6+6+12+24	6+6+6+9+30
	12+12	6+9+12			18+36	6+18+24	6+6+12+30	6+6+6+9+36
	12+18	6+9+18			24+24	6+18+30	6+6+12+36	6+6+6+12+12
	18+18	6+12+12			24+30	6+18+36	6+6+18+18	6+6+6+12+18
		6+12+18			24+36	6+24+24	6+6+18+24	6+6+6+12+24
		9+9+9			30+30	6+24+30	6+6+18+30	6+6+6+12+30
		9+9+12				9+9+18	6+6+24+24	6+6+6+18+18
		9+9+18				9+9+24	6+9+9+12	6+6+6+18+24
		9+12+12				9+9+30	6+9+9+18	6+6+9+9+9
		12+12+12				9+9+36	6+9+9+24	6+6+9+9+12
	36K	6+18	6+6+12		6+6+6+6	9+12+12	6+9+9+30	6+6+9+9+18
6+24		6+6+18	6+6+6+9		9+12+18	6+9+9+36	6+6+9+9+24	
9+18		6+6+24	6+6+6+12		9+12+24	6+9+12+12	6+6+9+9+30	
9+24		6+9+12	6+6+6+18		9+12+30	6+9+12+18	6+6+9+12+12	
12+12		6+9+18	6+6+6+24		9+12+36	6+9+12+24	6+6+9+12+18	
12+18		6+9+24	6+6+9+9		9+18+18	6+9+12+30	6+6+9+12+24	
12+24		6+12+12	6+6+9+12		9+18+24	6+9+18+18	6+6+9+18+18	
18+18		6+12+18	6+6+9+18		9+18+30	6+9+18+24	6+6+9+18+24	
18+24		6+12+24	6+6+9+24		9+18+36	6+9+18+30	6+6+12+12+12	
24+24		6+18+18	6+6+12+12		9+24+24	6+9+18+36	6+6+12+12+18	
		6+18+24	6+6+12+18	9+24+30	6+12+12+12	6+6+12+12+24		
		9+9+9	6+6+12+24	12+12+12	6+12+12+18	6+6+12+18+18		
		9+9+12	6+9+9+9	12+12+18	6+12+12+24	6+9+9+9+9		
		9+9+18	6+9+9+12	12+12+24	6+12+18+18	6+9+9+9+12		
		9+9+24	6+9+9+18	12+12+30	6+12+18+24	6+9+9+9+18		
		9+12+12	6+9+9+24	12+12+36	6+12+18+30	6+9+9+9+24		
		9+12+18	6+9+12+12	12+18+18	6+12+18+36	6+9+9+9+30		
		9+12+24	6+9+12+18	12+18+24	6+12+18+24	6+9+9+12+12		
		9+18+18	6+12+12+12	12+18+30	6+12+18+30	6+9+9+12+18		
		12+12+12	6+12+12+18	12+18+36	6+12+18+36	6+9+9+18+18		
		12+12+18	9+9+9+9	12+18+24	6+12+18+24	6+9+9+18+24		
	12+12+24	9+9+9+12		6+12+18+30	6+9+9+18+30			
	12+18+18	9+9+9+18		6+12+18+36	6+9+9+18+36			
		9+9+12+12		6+12+18+24	6+9+9+18+24			
		9+9+12+18		6+12+18+30	6+9+9+18+30			
		9+12+12+12		6+12+18+36	6+9+9+18+36			
		12+12+12+12		6+12+18+24	6+9+9+18+24			
				6+12+18+30	6+9+9+18+30			
				6+12+18+36	6+9+9+18+36			
				6+12+18+24	6+9+9+18+24			
				6+12+18+30	6+9+9+18+30			
				6+12+18+36	6+9+9+18+36			
				6+12+18+24	6+9+9+18+24			
				6+12+18+30	6+9+9+18+30			
				6+12+18+36	6+9+9+18+36			
				6+12+18+24	6+9+9+18+24			
				6+12+18+30	6+9+9+18+30			
				6+12+18+36	6+9+9+18+36			
				6+12+18+24	6+9+9+18+24			
				6+12+18+30	6+9+9+18+30			
				6+12+18+36	6+9+9+18+36			
				6+12+18+24	6+9+9+18+24			
				6+12+18+30	6+9+9+18+30			
				6+12+18+36	6+9+9+18+36			
				6+12+18+24	6+9+9+18+24			
				6+12+18+30	6+9+9+18+30			
				6+12+18+36	6+9+9+18+36			
				6+12+18+24	6+9+9+18+24			
				6+12+18+30	6+9+9+18+30			
				6+12+18+36	6+9+9+18+36			
				6+12+18+24	6+9+9+18+24			
				6+12+18+30	6+9+9+18+30			
				6+12+18+36	6+9+9+18+36			
				6+12+18+24	6+9+9+18+24			
				6+12+18+30	6+9+9+18+30			
				6+12+18+36	6+9+9+18+36			
				6+12+18+24	6+9+9+18+24			
				6+12+18+30	6+9+9+18+30			
				6+12+18+36	6+9+9+18+36			
				6+12+18+24	6+9+9+18+24			
				6+12+18+30	6+9+9+18+30			
				6+12+18+36	6+9+9+18+36			
				6+12+18+24	6+9+9+18+24			
				6+12+18+30	6+9+9+18+30			
				6+12+18+36	6+9+9+18+36			
				6+12+18+24	6+9+9+18+24			
				6+12+18+30	6+9+9+18+30			
				6+12+18+36	6+9+9+18+36			
				6+12+18+24	6+9+9+18+24			
				6+12+18+30	6+9+9+18+30			
				6+12+18+36	6+9+9+18+36			
				6+12+18+24	6+9+9+18+24			
				6+12+18+30	6+9+9+18+30			
				6+12+18+36	6+9+9+18+36			
				6+12+18+24	6+9+9+18+24			
				6+12+18+30	6+9+9+18+30			
				6+12+18+36	6+9+9+18+36			
				6+12+18+24	6+9+9+18+24			
				6+12+18+30	6+9+9+18+30			
				6+12+18+36	6+9+9+18+36			
				6+12+18+24	6+9+9+18+24			
				6+12+18+30	6+9+9+18+30			
				6+12+18+36	6+9+9+18+36			
				6+12+18+24	6+9+9+18+24			
				6+12+18+30	6+9+9+18+30			
				6+12+18+36	6+9+9+18+36			
				6+12+18+24	6+9+9+18+24			
				6+12+18+30	6+9+9+18+30			
				6+12+18+36	6+9+9+18+36			
				6+12+18+24	6+9+9+18+24			
				6+12+18+30	6+9+9+18+30			
				6+12+18+36	6+9+9+18+36			
				6+12+18+24	6+9+9+18+24			
				6+12+18+30	6+9+9+18+30			
				6+12+18+36	6+9+9+18+36			
				6+12+18+24	6+9+9+18+24			
				6+12+18+30	6+9+9+18+30			
				6+12+18+36	6+9+9+18+36			
				6+12+18+24	6+9+9+18+24			
				6+12+18+30	6+9+9+18+30			
				6+12+18+36	6+9+9+18+36			
				6+12+18+24	6+9+9+18+24			
				6+12+18+30	6+9+9+18+30			
				6+12+18+36	6+9+9+18+36			
				6+12+18+24	6+9+9+18+24			
				6+12+18+30	6+9+9+18+30			
				6+12+18+36	6+9+9+18+36			
				6+12+18+24	6+9+9+18+24			
				6+12+18+30	6+9+9+18+30			
				6+12+18+36	6+9+9+18+36			
				6+12+18+24	6+9+9+18+24			
				6+12+18+30	6+9+9+18+30			
				6+12+18+36	6+9+9+18+36			
				6+12+18+24	6+9+9+18+24			
				6+12+18+30	6+9+9+18+30			
				6+12+18+36	6+9+9+18+36			
				6+12+18+24	6+9+9+18+24			
				6+12+18+30	6+9+9+18+30			
				6+12+18+36	6+9+9+18+36			
				6+12+18+24	6+9+9+18+24			
				6+12+18+30	6+9+9+18+30			
				6+12+18+36	6+9+9+18+36			
				6+12+18+24	6+9+9+18+24			
				6+12+18+30	6+9+9+18+30			
				6+12+18+36	6+9+9+18+36			
				6+12+18+24	6+9+9+18+24			
				6+12+18+30	6+9+9+18+30			
				6+12+18+36	6+9+9+18+36			
				6+12+18+24	6+9+9+18+24			
				6+12+18+30	6+9+9+18+30			
				6+12+18+36	6+9+9+18+36			
				6+12+18+24	6+9+9+18+24			
				6+12+18+30	6+9+9+18+30			
				6+12+18+36	6+9+9+18+36			
				6+12+18+24	6+9+9+18+24			
				6+12+18+30	6+9+9+18+30			
				6+12+18+36	6+9+9+18+36			
				6+12+18+24	6+9+9+18+24			
				6+12+18+30	6+9+9+18+30			
				6+12+18+36	6+9+9+18+36			
				6+12+18+24	6+9+9+18+24			
				6+12+18+30	6+9+9+18+30			
				6+12+18+36	6+9+9+18+36			
				6+12+18+24	6+9+9+18+24			
				6+12+18+30	6+9+9+18+30			
				6+12+18+36	6+9+9+18+36			
				6+12+18+24	6+9+9+18+24			
				6+12+18+30	6+9+9+18+30			
				6+12+18+36	6+9+9+18+36			
				6+12+18+24	6+9+9+18+24			
				6+12+18+30	6+9+9+18+30			
				6+12+18+36	6+9+9+18+36			
				6+12+18+24	6+9+9+18+24			
				6+12+18+30	6+9+9+18+30			
				6+12+18+36	6+9+9+18+36			
				6+12+18+24	6+9+9+18+24			
				6+12+18+30	6+9+9+18+30			
				6+12+18+36	6+9+9+18+36			
				6+12+18+24	6+9+9+18+24			
				6+12+18+30	6+9+9+18+30			
				6+12+18+36	6+9+9+18+36			
				6+12+18+24	6+9+9+18+24			
				6+12+18+30	6+9+9+18+30			
				6+12+				

# Regular

## Single Zone | Wall Mounted IDU



DESCRIPTION			115V 12K SINGLE ZONE SYSTEM	9K SINGLE ZONE SYSTEM	12K SINGLE ZONE SYSTEM	18K SINGLE ZONE SYSTEM	24K SINGLE ZONE SYSTEM
MODEL	IDU Model	NAME	BMS500-AAS012-0AHWXC	BMS500-AAU009-1AHWXC	BMS500-AAU012-1AHWXC	BMS500-AAU018-1AHWXC	BMS500-AAU024-1AHWXC
		MODEL	8733956173	8733956175	8733956176	8733956177	8733956178
	ODU Model	NAME	BMS500-AAS012-0CSXRC	BMS500-AAS009-1CSXRC	BMS500-AAS012-1CSXRC	BMS500-AAS018-1CSXRC	BMS500-AAS024-1CSXRC
		MODEL	8733956174	8733956189	8733956190	8733956191	8733956192
COOLING	Capacity	Btu/h	12000	9000	12000	18000	24000
	Input	W	923	600	880	1440	1714
	Rated Current	A	8.00	2.61	3.82	6.45	8.00
	EER2	Btu/Btu	13	15.0	13.7	12.5	14.0
	SEER2		23.5	25.5	24.6	23.5	22.0
HEATING	Capacity	Btu/h	12000	10000	12000	19000	25000
	Input	W	1000	742	945	1650	1953
	Rated Current	A	8.70	3.23	4.10	7.40	8.70
	COP	W/W	3.52	3.95	3.72	3.37	3.75
	HSPF2		10.0	12.3	10.7	10.8	10.0
POWER	V / Phase / Hz		115 / 1 / 60	208-230 / 1 / 60	208-230 / 1 / 60	208-230 / 1 / 60	208-230 / 1 / 60
	Min. Circuit Ampacity	A	19	13	13	16	22
	Max. Fuse	A	25	15	15	25	30
IDU DIMENSION	W x D x H	in mm	33.39 x 9.06 x 11.69 848 x 230 x 297	33.39 x 9.06 x 11.69 848 x 230 x 297	33.39 x 9.06 x 11.69 848 x 230 x 297	40.04 x 9.53 x 12.56 1017 x 242 x 319	46.85 x 10.96 x 14.57 1190 x 278.5 x 370
	Net Weight	lbs kg	25.57 11.6	25.35 11.5	25.57 11.6	28.66 13.0	48.5 22.0
ODU DIMENSION	W x D x H	in mm	30.12 x 11.93 x 21.85 769 x 303 x 555	30.12 x 11.93 x 21.85 769 x 303 x 555	30.12 x 11.93 x 21.85 769 x 303 x 555	35.04 x 13.46 x 26.50 890 x 342 x 673	37.24 x 16.14 x 31.89 946 x 410 x 810
	Net Weight	lbs kg	66.8 30.3	63.71 28.9	63.71 28.9	100.97 45.8	124.78 56.6
SYSTEM DATA	Refrigerant Type		R410A	R410A	R410A	R410A	R410A
	Dehumidification	pts/hr	2.54	2.12	2.54	3.79	5.5
	IDU Air flow, H / M / L	CFM	352.94 / 294.12 / 235.29	335.29 / 229.41 / 176.47	335.29 / 229.41 / 176.47	523.53 / 376.47 / 305.88	611.18 / 414.12 / 318.82
OPERATION RANGE	Cooling	°F °C	-13 ~ 122 -25 ~ 50	-13 ~ 122 -25 ~ 50	-13 ~ 122 -25 ~ 50	-22 ~ 122 -30 ~ 50	-13 ~ 122 -25 ~ 50
	Heating	°F °C	-13 ~ 86 -25 ~ 30	-13 ~ 86 -25 ~ 30	-13 ~ 86 -25 ~ 30	-22 ~ 86 -30 ~ 30	-13 ~ 86 -25 ~ 30
PIPING	Liquid Side	in mm	1/4 Φ6.35	1/4 Φ6.35	1/4 Φ6.35	1/4 Φ6.35	3/8 Φ9.52
	Gas Side	in mm	1/2 Φ12.7	3/8 Φ9.52	1/2 Φ12.7	1/2 Φ12.7	5/8 Φ15.9
	Pipe Length, Min - Max	ft m	10 - 98 3 - 30	10 - 98 3 - 30	10 - 98 3 - 30	10 - 98 3 - 30	10 - 164 3 - 50
	Max. difference in height	ft m	66 20	66 20	66 20	66 20	82 25
	Refrigerant precharge	ft m	25 7.6	25 7.6	25 7.6	25 7.6	25 7.6
	Additional charge per ft	oz	0.16	0.16	0.16	0.16	0.32

# MAX Performance

## Single Zone | Wall Mounted IDU



DESCRIPTION			6K SINGLE ZONE SYSTEM	9K SINGLE ZONE SYSTEM	12K SINGLE ZONE SYSTEM	18K SINGLE ZONE SYSTEM	24K SINGLE ZONE SYSTEM
MODEL	IDU Model	NAME	BMS500-AAU006-1AHWXC	BMS500-AAU009-1AHWXC	BMS500-AAU012-1AHWXC	BMS500-AAU018-1AHWXC	BMS500-AAU024-1AHWXC
		MODEL	8733956181	8733956175	8733956176	8733956177	8733956178
	ODU Model	NAME	BMS500-AAS009-1CSXRC	BMS500-AAS009-1CSXHC	BMS500-AAS012-1CSXHC	BMS500-AAS018-1CSXHC	BMS500-AAS024-1CSXHC
		MODEL	8733956189	8733956193	8733956194	8733956195	8733956196
COOLING	Capacity	Btu/h	6000	9000	12000	18000	24000
	Input	W	380	556	857	1440	1845
	Rated Current	A	3.30	2.50	3.72	6.30	8.10
	EER2	Btu/Btu	15.8	16.2	14.0	12.5	13.0
	SEER2		26.5	28.1	25.5	21.5	21.5
HEATING	Capacity	Btu/h	7000	12000	12000	18000	29000
	Input	W	449	907	907	1700	2500
	Rated Current	A	3.92	4.10	4.10	7.30	10.90
	COP	W/W	3.92	3.81	3.88	3.10	3.40
	HSPF2		13.6	11.5	10.4	11.3	11.4
POWER	V / Phase / Hz		208-230 / 1 / 60	208-230 / 1 / 60	208-230 / 1 / 60	208-230 / 1 / 60	208-230 / 1 / 60
	Min. Circuit Ampacity	A	13	15	15	16	25
	Max. Fuse	A	15	15	15	25	35
IDU DIMENSION	W x D x H	in mm	33.39 x 9.06 x 11.69 848 x 230 x 297	33.39 x 9.06 x 11.69 848 x 230 x 297	33.39 x 9.06 x 11.69 848 x 230 x 297	40.04 x 9.53 x 12.56 1017 x 242 x 319	46.85 x 10.96 x 14.57 1190 x 278.5 x 370
	Net Weight	lbs kg	25.35 11.5	25.35 11.5	25.57 11.6	28.66 13.0	48.5 22.0
ODU DIMENSION	W x D x H	in mm	30.12 x 11.93 x 21.85 765 x 303 x 555	31.69 x 12.99 x 21.81 805 x 330 x 554	31.69 x 12.99 x 21.81 805 x 330 x 554	35.04 x 13.46 x 26.5 890 x 342 x 673	37.24 x 16.14 x 31.89 946 x 410 x 810
	Net Weight	lbs kg	63.71 28.9	74.07 33.6	73.63 33.4	100.97 45.8	134.48 61.0
SYSTEM DATA	Refrigerant Type		R410A	R410A	R410A	R410A	R410A
	Dehumidification	pts/hr	2.12	2.12	2.54	3.58	5.5
	IDU Air flow, H / M / L	CFM	317.65 / 217.65 / 167.65	335.29 / 229.41 / 176.47	335.29 / 229.41 / 176.47	523.53 / 376.47 / 305.88	611.18 / 414.12 / 318.82
OPERATION RANGE	Cooling	°F °C	-13 ~ 122 -25 ~ 50	-22 ~ 122 -30 ~ 50	-22 ~ 122 -30 ~ 50	-22 ~ 122 -30 ~ 50	-22 ~ 122 -30 ~ 50
	Heating	°F °C	-13 ~ 86 -25 ~ 30	-22 ~ 86 -30 ~ 30	-22 ~ 86 -30 ~ 30	-22 ~ 86 -30 ~ 30	-22 ~ 86 -30 ~ 30
PIPING	Liquid Side	in mm	1/4 Φ6.35	1/4 Φ6.35	1/4 Φ6.35	1/4 Φ6.35	3/8 Φ9.52
	Gas Side	in mm	3/8 Φ9.52	3/8 Φ9.52	1/2 Φ12.7	1/2 Φ12.7	5/8 Φ15.9
	Pipe Length, Min - Max	ft m	10-98 3-30	10-98 3-30	10-98 3-30	10-98 3-30	10-164 3-50
	Max. difference in height	ft m	66 20	66 20	66 20	66 20	82 25
	Refrigerant precharge	ft m	25 7.6	25 7.6	25 7.6	25 7.6	25 7.6
	Additional charge per ft	oz	0.16	0.16	0.16	0.16	0.32



# Light Commercial

## Single Zone | Wall Mounted IDU



DESCRIPTION			30K SINGLE ZONE SYSTEM	36K SINGLE ZONE SYSTEM
MODEL	IDU Model	NAME	BMS500-AAU030-1AHWXC	BMS500-AAU036-1AHWXC
		MODEL	8733956182	8733956184
	ODU Model	NAME	BMS500-AAS030-1CSXRC	BMS500-AAS036-1CSXRC
		MODEL	8733956183	8733956185
COOLING	Capacity	Btu/h	30000	36000
	Input	W	2610	4235
	Rated Current	A	11.60	18.50
	EER2	Btu/Btu	11.5	8.5
	SEER2		20.1	20
HEATING	Capacity	Btu/h	30000	36000
	Input	W	3030	4200
	Rated Current	A	13.44	18.30
	COP	W/W	2.90	2.51
	HSPF2		9.0	8.0
POWER	V / Phase / Hz		208-230 / 1 / 60	208-230 / 1 / 60
	Min. Circuit Ampacity	A	23	28
	Max. Fuse	A	30	35
IDU DIMENSION	W x D x H	in mm	46.85 x 10.96 x 14.57 1190 x 278.5 x 370	47.5 x 10.96 x 14.57 1190 x 278.5 x 370
	Net Weight	lbs kg	48.5 22.0	48.5 22.0
ODU DIMENSION	W x D x H	in mm	37.24 x 16.14 x 31.89 946 x 410 x 810	37.24 x 16.14 x 31.89 946 x 410 x 810
	Net Weight	lbs kg	141.76 64.3	150.13 68.1
SYSTEM DATA	Refrigerant Type		R410A	R410A
	Dehumidification	pts/hr	6.75	8.45
	IDU Air flow, H / M / L	CFM	646.47 / 505.29 / 382.35	639.41 / 505.88 / 382.35
OPERATION RANGE	Cooling	°F °C	5 ~ 122 -15 ~ 50	5 ~ 122 -15 ~ 50
	Heating	°F °C	5 ~ 86 -15 ~ 30	5 ~ 86 -15 ~ 30
PIPING	Liquid Side	in mm	3/8 Ø9.52	3/8 Ø9.52
	Gas Side	in mm	5/8 Ø15.9	5/8 Ø15.9
	Pipe Length, Min - Max	ft m	10 - 164 3 - 50	10 - 213 3 - 65
	Max. difference in height	ft m	82 25	98 30
	Refrigerant precharge	ft m	25 7.6	25 7.6
	Additional charge per ft	oz	0.32	0.32

# Regular

## Single Zone | Cassette IDU



DESCRIPTION			9K SINGLE ZONE SYSTEM	12K SINGLE ZONE SYSTEM	18K SINGLE ZONE SYSTEM	24K SINGLE ZONE SYSTEM
MODEL	IDU Model	NAME	BMS500-AAU009-1AHCXB	BMS500-AAU012-1AHCXB	BMS500-AAU018-1AHCXB	BMS500-AAU024-1AHCXC
		MODEL	8733953109*	8733953110*	8733953111*	8733956186
	ODU Model	NAME	BMS500-AAS009-1CSXRC	BMS500-AAS012-1CSXRC	BMS500-AAS018-1CSXRC	BMS500-AAS024-1CSXRC
		MODEL	8733956189	8733956190	8733956191	8733956192
COOLING	Capacity	Btu/h	9000	12000	16000	24000
	Input	W	692	857	1340	1920
	Rated Current	A	3.17	3.92	6.01	8.78
	EER2	Btu/Btu	13	14	12.5	12.5
	SEER2		20	22.7	20.5	21.5
HEATING	Capacity	Btu/h	10000	12000	19000	25000
	Input	W	952	1045	1950	2210
	Rated Current	A	4.16	4.78	8.21	10.00
	COP	W/W	3.08	3.37	2.78	3.45
	HSPF2		10.0	10.0	10.5	9.7
POWER	V / Phase / Hz		208-230 / 1 / 60	208-230 / 1 / 60	208-230 / 1 / 60	208-230 / 1 / 60
	Min. Circuit Ampacity	A	13	13	17	22
	Max. Fuse	A	15	15	25	30
IDU DIMENSION	W x D x H	in mm	22.44 x 22.44 x 10.24 570 x 570 x 260	22.4 x 22.4 x 10.2 570 x 570 x 260	22.4 x 22.4 x 10.2 570 x 570 x 260	32.68 x 32.68 x 8.07 830 x 830 x 205
	Net Weight	lbs kg	31.97 14.5	35.3 16.0	35.71 16.2	47.18 21.4
ODU DIMENSION	W x D x H	in mm	30.12 x 11.93 x 21.85 765 x 303 x 555	30.12 x 11.93 x 21.85 765 x 303 x 555	35.04 x 13.46 x 26.5 890 x 342 x 673	37.24 x 16.14 x 31.89 946 x 410 x 810
	Net Weight	lbs kg	63.71 28.9	63.71 28.9	95.02 43.1	124.78 56.6
SYSTEM DATA	Refrigerant Type		R410A	R410A	R410A	R410A
	Dehumidification	pts/hr	2.12	2.54	3.79	5.5
	IDU Air flow, H / M / L	CFM	352.94 / 305.88 / 270.59	379 / 309 / 261	562.35 / 485.29 / 438.82	706 / 635 / 547
OPERATION RANGE	Cooling	°F °C	-13 ~ 122 -25 ~ 50	-13 ~ 122 -25 ~ 50	-13 ~ 122 -25 ~ 50	-13 ~ 122 -25 ~ 50
	Heating	°F °C	-13 ~ 86 -25 ~ 30	-13 ~ 86 -25 ~ 30	-13 ~ 86 -25 ~ 30	-13 ~ 86 -25 ~ 30
PIPING	Liquid Side	in mm	1/4 Φ6.35	1/4 Φ6.35	1/4 Φ6.35	3/8 Φ9.52
	Gas Side	in mm	3/8 Φ9.52	1/2 Φ12.7	1/2 Φ12.7	5/8 Φ15.9
	Pipe Length, Min - Max	ft m	10 - 98 3 - 30	10 - 98 3 - 30	10 - 98 3 - 30	10 - 164 3 - 50
	Max. difference in height	ft m	66 20	66 20	66 20	82 25
	Refrigerant precharge	ft m	25 7.6	25 7.6	25 7.6	25 7.6
	Additional charge per ft	oz	0.16	0.16	0.16	0.32

\*Cassette decorative grille should be purchased separately.

# MAX Performance

## Single Zone | Cassette IDU



DESCRIPTION			9K SINGLE ZONE SYSTEM	12K SINGLE ZONE SYSTEM	18K SINGLE ZONE SYSTEM	24K SINGLE ZONE SYSTEM
MODEL	IDU Model	NAME	BMS500-AAU009-1AHCXB	BMS500-AAU012-1AHCXB	BMS500-AAU018-1AHCXB	BMS500-AAU024-1AHCXC
		MODEL	8733953109*	8733953110*	8733953111*	8733956186*
	ODU Model	NAME	BMS500-AAS009-1CSXHC	BMS500-AAS012-1CSXHC	BMS500-AAS018-1CSXHC	BMS500-AAS024-1CSXHC
		MODEL	8733956193	8733956194	8733956195	8733956196
COOLING	Capacity	Btu/h	9000	12000	16000	24000
	Input	W	692	945	1280	2182
	Rated Current	A	3.17	4.32	8.00	8.50
	EER2	Btu/Btu	13	12.7	12.5	11
	SEER2		20.5	22.3	20	20.5
HEATING	Capacity	Btu/h	9800	12000	17000	25000
	Input	W	930	1080	1690	2093
	Rated Current	A	4.58	4.99	10.80	9.80
	COP	W/W	3.09	3.26	2.95	3.5
	HSPF2		10.3	10.2	9.5	11.5
POWER	V / Phase / Hz		208-230 / 1 / 60	208-230 / 1 / 60	208-230 / 1 / 60	208-230 / 1 / 60
	Min. Circuit Ampacity	A	15	15	16	25
	Max. Fuse	A	15	15	25	35
IDU DIMENSION	W x D x H	in mm	22.44 x 22.44 x 10.24 570 x 570 x 260	22.4 x 22.4 x 10.2 570 x 570 x 260	22.4 x 22.4 x 10.2 570 x 570 x 260	32.68 x 32.68 x 8.07 830 x 830 x 205
	Net Weight	lbs kg	31.97 14.5	35.3 16.0	35.71 16.2	47.18 21.4
ODU DIMENSION	W x D x H	in mm	31.69 x 12.99 x 21.81 800 x 333 x 554	31.69 x 12.99 x 21.81 800 x 333 x 554	35.04 x 13.46 x 26.5 890 x 342 x 673	37.24 x 16.14 x 31.89 946 x 410 x 810
	Net Weight	lbs kg	74.07 33.6	73.63 33.4	100.97 45.8	134.48 61
SYSTEM DATA	Refrigerant Type		R410A	R410A	R410A	R410A
	Dehumidification	pts/hr	2.12	2.54	3.37	5.5
	IDU Air flow, H / M / L	CFM	352.94 / 305.88 / 270.59	379 / 309 / 261	562.35 / 485.29 / 438.82	706 / 635 / 547
OPERATION RANGE	Cooling	°F °C	-22 ~ 122 -30 ~ 50	-22 ~ 122 -30 ~ 50	-22 ~ 122 -30 ~ 50	-22 ~ 122 -30 ~ 50
	Heating	°F °C	-22 ~ 86 -30 ~ 30	-22 ~ 86 -30 ~ 30	-22 ~ 86 -30 ~ 30	-22 ~ 86 -30 ~ 30
PIPING	Liquid Side	in mm	1/4 Φ6.35	1/4 Φ6.35	1/4 Φ6.35	3/8 Φ9.52
	Gas Side	in mm	3/8 Φ9.52	1/2 Φ12.7	1/2 Φ12.7	5/8 Φ15.9
	Pipe Length, Min - Max	ft m	10 - 98 3 - 30	10 - 98 3 - 30	10 - 98 3 - 30	10 - 164 3 - 50
	Max. difference in height	ft m	66 20	66 20	66 20	82 25
	Refrigerant precharge	ft m	25 7.6	25 7.6	25 7.6	25 7.6
	Additional charge per ft	oz	0.16	0.16	0.16	0.32



# Light Commercial

## Single Zone | Cassette IDU



DESCRIPTION			36K SINGLE ZONE SYSTEM	48K SINGLE ZONE SYSTEM
MODEL	IDU Model	NAME	BMS500-AAU036-1AHCXC	BMS500-AAU048-1AHCXC
		MODEL	8733956187*	8733956188*
	ODU Model	NAME	BMS500-AAS036-1CSXLC	BMS500-AAS048-1CSXLC
		MODEL	8733956197	8733956198
COOLING	Capacity	Btu/h	36000	48000
	Input	W	3830	5050
	Rated Current	A	17.39	23.10
	EER2	Btu/Btu	9.4	9.5
	SEER2		19.2	18.5
HEATING	Capacity	Btu/h	38000	50000
	Input	W	3500	4730
	Rated Current	A	15.55	21.50
	COP	W/W	3.18	3.10
	HSPF2		8.8	9.8
POWER	V / Phase / Hz		208-230 / 1 / 60	208-230 / 1 / 60
	Min. Circuit Ampacity	A	30	36.5
	Max. Fuse	A	45	50
IDU DIMENSION	W x D x H	in mm	32.68 x 32.68 x 9.65 830 x 830 x 245	32.68 x 32.68 x 9.65 830 x 830 x 245
	Net Weight	lbs kg	59.97 27.2	64.59 29.3
ODU DIMENSION	W x D x H	in mm	37.24 x 16.14 x 31.89 946 x 410 x 810	37.48 x 16.34 x 52.48 952 x 415 x 1333
	Net Weight	lbs kg	155.42 70.5	219.14 99.4
SYSTEM DATA	Refrigerant Type		R410A	R410A
	Dehumidification	pts/hr	8.45	11.2
	IDU Air flow, H / M / L	CFM	947 / 853 / 753	1171 / 1059 / 935
OPERATION RANGE	Cooling	°F °C	5 ~ 122 -15 ~ 50	5 ~ 122 -15 ~ 50
	Heating	°F °C	5 ~ 86 -15 ~ 30	5 ~ 86 -15 ~ 30
PIPING	Liquid Side	in mm	3/8 Ø9.52	3/8 Ø9.52
	Gas Side	in mm	5/8 Ø15.9	5/8 Ø15.9
	Pipe Length, Min - Max	ft m	10 - 213 3 - 65	10 - 213 3 - 65
	Max. difference in height	ft m	98 30	98 30
	Refrigerant precharge	ft m	25 7.6	25 7.6
	Additional charge per ft	oz	0.32	0.32

\*Cassette decorative grille should be purchased separately.

# Regular

## Single Zone | Ducted IDU



DESCRIPTION			9K SINGLE ZONE SYSTEM	12K SINGLE ZONE SYSTEM	18K SINGLE ZONE SYSTEM	24K SINGLE ZONE SYSTEM
MODEL	IDU Model	NAME	BMS500-AAU009-1AHDXB	BMS500-AAU012-1AHDXB	BMS500-AAU018-1AHDXB	BMS500-AAU024-1AHDXB
		MODEL	8733953102	8733953103	8733953104	8733953105
	ODU Model	NAME	BMS500-AAS009-1CSXRC	BMS500-AAS012-1CSXRC	BMS500-AAS018-1CSXRC	BMS500-AAS024-1CSXRC
		MODEL	8733956189	8733956190	8733956191	8733956192
COOLING	Capacity	Btu/h	9000	11500	17000	23000
	Input	W	720	983	1360	1840
	Rated Current	A	4.80	4.39	6.17	8.50
	EER2	Btu/Btu	12.5	11.7	12.5	12.5
	SEER2		19.2	19.0	20.0	19.0
HEATING	Capacity	Btu/h	10000	12000	20000	25000
	Input	W	810	1000	1880	2030
	Rated Current	A	3.70	4.78	7.90	9.30
	COP	W/W	3.62	3.52	3.12	3.61
	HSPF2		10.2	10.3	10.6	11.2
POWER	V / Phase / Hz		208-230 / 1 / 60	208-230 / 1 / 60	208-230 / 1 / 60	208-230 / 1 / 60
	Min. Circuit Ampacity	A	13	13	17	22
	Max. Fuse	A	15	15	25	30
IDU DIMENSION	W x D x H	in mm	27.56 x 17.72 x 7.87 700 x 450 x 200	27.56 x 17.72 x 7.87 700 x 450 x 200	34.65 x 28.53 x 8.27 880 x 674 x 210	43 x 30 x 10 1100 x 774 x 249
	Net Weight	lbs kg	37.5 17.7	37.5 17.7	54.0 24.5	87.0 39.4
ODU DIMENSION	W x D x H	in mm	30.12 x 11.93 x 21.85 765 x 303 x 555	30.12 x 11.93 x 21.85 765 x 303 x 555	35.04 x 13.6 x 26.5 890 x 342 x 673	37.2 x 16.1 x 31.9 946 x 410 x 810
	Net Weight	lbs kg	63.71 28.9	63.71 28.9	95.02 43.1	124.78 56.6
SYSTEM DATA	Refrigerant Type		R410A	R410A	R410A	R410A
	Dehumidification	pts/hr	2.12	2.54	3.79	5.5
	IDU Air flow, H / M / L	CFM	352.94 / 282.35 / 176.47	352.94 / 282.35 / 176.47	530 / 450 / 371	776 / 694 / 435
OPERATION RANGE	Cooling	°F °C	-13 ~ 122 -25 ~ 50	-13 ~ 122 -25 ~ 50	-13 ~ 122 -25 ~ 50	-13 ~ 122 -25 ~ 50
	Heating	°F °C	-13 ~ 86 -25 ~ 30	-13 ~ 86 -25 ~ 30	-13 ~ 86 -25 ~ 30	-13 ~ 86 -25 ~ 30
	Static Pressure	Pa in.wg	1/4 06.35	1/4 06.35	1/4 06.35	3/8 09.52
PIPING	Liquid Side	in mm	3/8 09.52	1/2 012.7	1/2 012.7	5/8 015.9
	Gas Side	in mm	10 - 98 3 - 30	10 - 98 3 - 30	10 - 98 3 - 30	10 - 164 3 - 50
	Pipe Length, Min - Max	ft m	66 20	66 20	66 20	82 25
	Max. difference in height	ft m	25 7.6	25 7.6	25 7.6	25 7.6
	Refrigerant precharge	ft m	0.16 0.16	0.16 0.16	0.16 0.16	0.32 0.32
	Additional charge per ft	oz	0.16	0.16	0.16	0.32

# MAX Performance

## Single Zone | Ducted IDU




DESCRIPTION			9K SINGLE ZONE SYSTEM	12K SINGLE ZONE SYSTEM	18K SINGLE ZONE SYSTEM	24K SINGLE ZONE SYSTEM
MODEL	IDU Model	NAME	BMS500-AAU009-1AHDXB	BMS500-AAU012-1AHDXB	BMS500-AAU018-1AHDXB	BMS500-AAU024-1AHDXB
		MODEL	8733953102	8733953103	8733953104	8733953105
	ODU Model	NAME	BMS500-AAS009-1CSXHC	BMS500-AAS012-1CSXHC	BMS500-AAS018-1CSXHC	BMS500-AAS024-1CSXHC
		MODEL	8733956193	8733956194	8733956195	8733956196
COOLING	Capacity	Btu/h	9000	12000	17000	24000
	Input	W	682	1028	1460	2000
	Rated Current	A	4.70	4.22	9.32	8.52
	EER2	Btu/Btu	13.2	11.7	11.7	12.0
	SEER2		20.2	19.5	18.0	19.2
HEATING	Capacity	Btu/h	10000	12500	19000	25000
	Input	W	870	1030	1900	2220
	Rated Current	A	4.00	4.58	11.50	8.19
	COP	W/W	3.37	3.56	2.93	3.30
	HSPF2		12.0	10.0	9.5	10.5
POWER	V / Phase / Hz		208-230 / 1 / 60	208-230 / 1 / 60	208-230 / 1 / 60	208-230 / 1 / 60
	Min. Circuit Ampacity	A	15	15	16	25
	Max. Fuse	A	15	15	25	35
IDU DIMENSION	W x D x H	in mm	27.6 x 17.7 x 7.9 700 x 450 x 200	27.6 x 17.7 x 7.9 700 x 450 x 200	34.7 x 28.5 x 8.3 880 x 674 x 210	43 x 30 x 10 1100 x 774 x 249
	Net Weight	lbs kg	37.5 17.7	37.5 17.7	54.0 24.5	87.0 39.4
ODU DIMENSION	W x D x H	in mm	31.69 x 12.99 x 21.81 805 x 330 x 554	31.69 x 12.99 x 21.81 805 x 330 x 554	35.04 x 13.46 x 26.5 890 x 342 x 673	37.2 x 16.1 x 31.9 946 x 410 x 810
	Net Weight	lbs kg	74.07 33.6	73.63 33.4	100.97 45.8	134.48 61
SYSTEM DATA	Refrigerant Type		R410A	R410A	R410A	R410A
	Dehumidification	pts/hr	2.12	2.54	3.45	5.5
	IDU Air flow, H / M / L	CFM	353 / 283 / 177	353 / 283 / 177	530 / 450 / 371	776 / 694 / 435
OPERATION RANGE	Cooling	°F	-22 ~ 122	-22 ~ 122	-22 ~ 122	-22 ~ 122
		°C	-30 ~ 50	-30 ~ 50	-30 ~ 50	-30 ~ 50
	Heating	°F	-22 ~ 86	-22 ~ 86	-22 ~ 86	-22 ~ 86
°C		-30 ~ 30	-30 ~ 30	-30 ~ 30	-30 ~ 30	
Static Pressure	Pa in.wg	1/4 Φ6.35	1/4 Φ6.35	1/4 Φ6.35	3/8 Φ9.52	
PIPING	Liquid Side	in mm	3/8 Φ9.52	1/2 Φ12.7	1/2 Φ12.7	5/8 Φ15.9
	Gas Side	in	10 - 98	10 - 98	10 - 98	10 - 164
		mm	3 - 30	3 - 30	3 - 30	3 - 50
	Pipe Length, Min - Max	ft	66	66	66	82
		m	20	20	20	25
	Max. difference in height	ft	25	25	25	25
m		7.6	7.6	7.6	7.6	
Refrigerant precharge	ft m	0.16	0.16	0.16	0.32	
Additional charge per ft	oz	0.16	0.16	0.16	0.32	



# Light Commercial

## Single Zone | Ducted IDU



DESCRIPTION			36K SINGLE ZONE SYSTEM	48K SINGLE ZONE SYSTEM
MODEL	IDU Model	NAME	BMS500-AAU036-1AHDXB	BMS500-AAU048-1AHDXB
		MODEL	8733953106	8733953107
	ODU Model	NAME	BMS500-AAS036-1CSXLC	BMS500-AAS048-1CSXLC
		MODEL	8733956197	8733956198
COOLING	Capacity	Btu/h	36000	48000
	Input	W	4091	5620
	Rated Current	A	18.63	24.50
	EER2	Btu/Btu	8.8	8.5
	SEER2		15.8	15.1
HEATING	Capacity	Btu/h	40000	50000
	Input	W	3539	4600
	Rated Current	A	15.39	20.50
	COP	W/W	3.30	3.19
	HSPF2		8.8	9.3
POWER	V / Phase / Hz		208-230 / 1 / 60	208-230 / 1 / 60
	Min. Circuit Ampacity	A	30	36.5
	Max. Fuse	A	45	50
IDU DIMENSION	W x D x H	in mm	54 x 30 x 10 1360 x 774 x 249	47.24 x 34.41 x 11.81 1200 x 874 x 300
	Net Weight	lbs kg	106.6 48.3	120.0 54.3
ODU DIMENSION	W x D x H	in mm	37.2 x 16.1 x 31.9 946 x 410 x 810	37.5 x 16.3 x 52.5 952 x 415 x 1333
	Net Weight	lbs kg	155.42 70.5	219.14 99.4
SYSTEM DATA	Refrigerant Type		R410A	R410A
	Dehumidification	pts/hr	8.45	11.2
	IDU Air flow, H / M / L	CFM	1081.76 / 912.35 / 702.94	1228.41 / 1032.00 / 714.65
OPERATION RANGE	Cooling	°F	5 ~ 122	5 ~ 122
		°C	-15 ~ 50	-15 ~ 50
	Heating	°F	5 ~ 86	5 ~ 86
°C		-15 ~ 30	-15 ~ 30	
Static Pressure	Pa in.wg	3/8 Φ9.52	3/8 Φ9.52	
PIPING	Liquid Side	in	5/8	5/8
		mm	Φ15.9	Φ15.9
	Gas Side	in	10 - 213	10 - 213
		mm	3 - 65	3 - 65
	Pipe Length, Min - Max	ft	98	98
		m	30	30
Max. difference in height	ft	25	25	
	m	7.6	7.6	
Refrigerant precharge	ft m	0.32	0.32	
Additional charge per ft	oz	0.32	0.32	

# Regular

## Multi Zone | Non Ducted



DESCRIPTION			18K MULTI ZONE SYSTEM	27K MULTI ZONE SYSTEM	36K MULTI ZONE SYSTEM	48K MULTI ZONE SYSTEM
MODEL	ODU Model	NAME	BMS500-AAM018-1CSXRC	BMS500-AAM027-1CSXRC	BMS500-AAM036-1CSXRC	BMS500-AAM048-1CSXRC
		MODEL	8733956199	8733956200	8733956201	8733956226
COOLING	Capacity	Btu/h	18000	28000	36000	48000
	Input	W	1295	2240	3077	3840
	Rated Current	A	6.20	11.00	13.60	16.80
	EER2	Btu/Btu	13.9	12.7	11.7	12.5
	SEER2		22.9	24.6	23.9	23.4
HEATING	Capacity	Btu/h	19000	28000	37000	48000
	Input	W	1489	2200	3098	3940
	Rated Current	A	6.30	10.50	13.00	17.10
	COP	W/W	3.74	3.73	3.50	3.57
	HSPF2		10.5	9.5	9.5	8.7
POWER	V / Phase / Hz		208-230 / 1 / 60	208-230 / 1 / 60	208-230 / 1 / 60	208-230 / 1 / 60
	Min. Circuit ampacity	A	18	24.5	25	40
	Max. Fuse	A	25	30	40	60
ODU DIMENSION	W x D x H	in mm	35.04 x 13.46 x 26.50 890 x 342 x 673	37.2 x 16.1 x 31.9 946 x 410 x 810	37.2 x 16.1 x 31.9 946 x 410 x 810	37.5 x 16.3 x 52.5 952 x 415 x 1333
	Net Weight	lbs kg	100.31 45.5	139.77 63.4	169.09 76.7	225.53 102.3
SYSTEM DATA	Refrigerant Type		R410A	R410A	R410A	R410A
	Dehumidification	pts/hr	3.79	6.33	7.42	11.2
OPERATION RANGE	Cooling	°F °C	-13 ~ 122 -25 ~ 50	-13 ~ 122 -25 ~ 50	-13 ~ 122 -25 ~ 50	-13 ~ 122 -25 ~ 50
	Heating	°F °C	-13 ~ 86 -25 ~ 30	-13 ~ 86 -25 ~ 30	-13 ~ 86 -25 ~ 30	-13 ~ 86 -25 ~ 30
PIPING	Liquid Side	in mm	2 x 1/4 2 x Ø6.35	3 x 1/4 3 x Ø6.35	4 x 1/4 4 x Ø6.35	5 x 1/4 5 x Ø6.35
	Gas Side	in mm	2 x 3/8 2 x Ø9.52	3 x 3/8 3 x Ø9.52	3 x 3/8 + 1 x 1/2 3 x Ø9.52 + 1 x Ø12.7	3 x 3/8 + 2 x 1/2 3 x Ø9.52 + 2 x Ø12.7
	Pipe Length, Min - Max	ft m	10 - 131 3 - 40	10 - 197 3 - 60	10 - 262 3 - 80	10 - 262 3 - 80
	Max. length to one IDU	ft m	82 25	98 30	115 35	115 35
	Max. height difference between IDU and ODU	ft m	49 15	49 15	49 15	49 15
	Max. height difference between IDUs	ft m	33 10	33 10	33 10	33 10
	Refrigerant precharge	ft m	49 15	74 23	98 30	123 37.5
	Additional charge per ft	oz	0.161	0.161	0.161	0.161

# MAX Performance

## Multi Zone | Non Ducted



DESCRIPTION			18K MULTI ZONE SYSTEM	27K MULTI ZONE SYSTEM	36K MULTI ZONE SYSTEM	48K MULTI ZONE SYSTEM
MODEL	ODU Model	NAME	BMS500-AAM018-1CSXHC	BMS500-AAM027-1CSXHC	BMS500-AAM036-1CSXHC	BMS500-AAM048-1CSXHC
		MODEL	8733956202	8733956203	8733956227	8733956204
COOLING	Capacity	Btu/h	19000	28000	36000	48000
	Input	W	1520	2240	2650	4190
	Rated Current	A	9.10	12.40	11.80	18.00
	EER2	Btu/Btu	12.5	12.5	13.6	11.7
	SEER2		22.0	23	22.2	21.8
HEATING	Capacity	Btu/h	20000	28000	37000	49000
	Input	W	1725	2240	2780	3780
	Rated Current	A	9.40	10.50	12.00	17.80
	COP	W/W	3.40	3.66	3.90	3.80
	HSPF2		9.8	10.6	10.3	9.8
POWER	V / Phase / Hz		208-230 / 1 / 60	208-230 / 1 / 60	208-230 / 1 / 60	208-230 / 1 / 60
	Min. Circuit ampacity	A	20	25	40	42
	Max. Fuse	A	25	40	60	60
ODU DIMENSION	W x D x H	in mm	37.2 x 16.1 x 31.9 946 x 410 x 810	37.2 x 16.1 x 31.9 946 x 410 x 810	37.5 x 16.3 x 52.5 952 x 415 x 1333	37.5 x 16.3 x 52.5 952 x 415 x 1333
	Net Weight	lbs kg	138.23 62.7	167.99 76.2	223.11 101.2	238.32 108.1
SYSTEM DATA	Refrigerant Type		R410A	R410A	R410A	R410A
	Dehumidification	pts/hr	4.00	6.33	8.45	11.63
OPERATION RANGE	Cooling	°F °C	-25 ~ 122 -30 ~ 50	-25 ~ 122 -30 ~ 50	-22 ~ 122 -30 ~ 50	-22 ~ 122 -30 ~ 50
	Heating	°F °C	-25 ~ 86 -30 ~ 30	-25 ~ 86 -30 ~ 30	-22 ~ 86 -30 ~ 30	-22 ~ 86 -30 ~ 30
PIPING	Liquid Side	in mm	2 x 1/4 2 x Ø6.35	3 x 1/4 3 x Ø6.35	4 x 1/4 4 x Ø6.35	4 x 1/4 4 x Ø6.35
	Gas Side	in mm	2 x 3/8 2 x Ø9.52	3 x 3/8 3 x Ø9.52	3 x 3/8 + 1 x 1/2 3 x Ø9.52 + 1 x Ø12.7	3 x 3/8 + 1 x 1/2 3 x Ø9.52 + 1 x Ø12.7
	Pipe Length, Min - Max	ft m	10 - 131 3 - 40	10 - 197 3 - 60	10 - 262 3 - 80	10 - 262 3 - 80
	Max. length to one IDU	ft m	82 25	98 30	115 35	115 35
	Max. height difference between IDU and ODU	ft m	49 15	49 15	49 15	49 15
	Max. height difference between IDUs	ft m	33 10	33 10	33 10	33 10
	Refrigerant precharge	ft m	49 15	74 23	98 30	98 30
	Additional charge per ft	oz	0.161	0.161	0.161	0.161



## Accessory Information

THERMOSTATS	
MODEL	PART NUMBER
Wired Wall Thermostat for Wall Mounted IDU	8733956179
Wired Wall Thermostat for Cassette & Ducted IDU	8733956180
24V Interface	8733953129
Bosch Wi-Fi Thermostat BCC100*	8733948009
Bosch Wi-Fi Thermostat BCC50*	8733952994



CASSETTE DECORATIVE GRILLE	
MODEL	PART NUMBER
Compact Cassette Grille (9K, 12K & 18K)	8733953125
Compact Cassette Grille (24K, 36K & 48K)	8733956205



4WAY CASSETTE KIT (GRILLE INCLUDED)	
MODEL	PART NUMBER
9K Cassette IDU with Grille	8733954250
12K Cassette IDU with Grille	8733954251
18K Cassette IDU with Grille	8733954252
24K Cassette IDU with Grille	8733956930
36K Cassette IDU with Grille	8733956931
48K Cassette IDU with Grille	8733956932



\*Additional accessory required.

# About Bosch

## **Bosch Home Comfort Group in North America**

Bosch Home Comfort Group is a leading source of high quality water heating and comfort systems. The company offers gas tankless, electric whole house and point-of-use water heaters, Bosch and Buderus floor-standing and wall mounted boilers, Bosch and FHP geothermal, water-source and air-source systems as well as controls and accessories for all product lines. Bosch Home Comfort is committed to being Simply Smart by offering products that work together as integrated systems that enhance quality of life in an ultra-efficient and environmentally friendly manner. For more information, visit [bosch-homecomfort.us](http://bosch-homecomfort.us).

## **Bosch Group**

The Bosch Group is a leading global supplier of technology and services in the areas of Automotive, Industrial Technology, Consumer Goods and Building Technology. The company was founded in Stuttgart, Germany, in 1886 and presently has more than 440 subsidiaries and is represented in over 150 countries.

In the U.S., Canada and Mexico, the Bosch Group manufactures and markets automotive original equipment and aftermarket solutions, industrial drives and control technology, power tools, security and communication systems, packaging technology, home comfort solutions, household appliances and software solutions. The Bosch Group's products and services are designed to improving quality of life by providing innovative and beneficial solutions. In this way, the company offers technology worldwide that is Invented for life. Additional information is available online at [www.bosch.com](http://www.bosch.com)



## **Bosch Home Comfort Group**

Watertown, MA | Londonderry, NH | Ft. Lauderdale, FL

General Inquiries: 1-866-642-3198

Copyright © 2023 Bosch Home Comfort Group  
All rights reserved. Subject to change without notice.

76H991861K 7-23

[www.bosch-homecomfort.us](http://www.bosch-homecomfort.us)